

# Milton Keynes Joint Strategic Needs Assessment (JSNA)

## Chapter 3 - Living and working well

---

### Contents

- 3.1 Smoking
- 3.2 Drugs & Alcohol
- 3.3 Sexual Health
- 3.4 Mental Health
- 3.5 Healthy weight & Physical activity
- 3.6 NHS Health Check
- 3.7 Workplace

### Appendix

**Key Points**

**Smokers that have successfully quit at 4 weeks**

Test Commentry Test Commentry Test Commentry Test Commentry  
 Test Commentry Test Commentry Test Commentry Test Commentry  
 Test Commentry Test Commentry Test Commentry Test Commentry  
 Test Commentry Test Commentry Test Commentry Test Commentry  
 Test Commentry Test Commentry Test Commentry Test Commentry

**Smoking Prevalence in adults (18+) - current smokers (APS)**

Test Commentry Test Commentry Test Commentry Test Commentry  
 Test Commentry Test Commentry Test Commentry Test Commentry  
 Test Commentry Test Commentry Test Commentry Test Commentry  
 Test Commentry Test Commentry Test Commentry Test Commentry  
 Test Commentry Test Commentry Test Commentry Test Commentry

**Smoking prevalence in adults in routine and manual occupations**

Test Commentry Test Commentry Test Commentry Test Commentry  
 Test Commentry Test Commentry Test Commentry Test Commentry  
 Test Commentry Test Commentry Test Commentry Test Commentry  
 Test Commentry Test Commentry Test Commentry Test Commentry

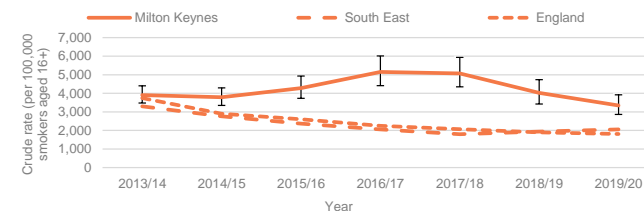
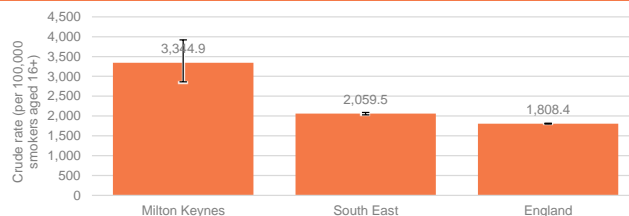
**Smoking prevalence in adults (18+) with serious mental illness**

Test Commentry Test Commentry Test Commentry Test Commentry  
 Test Commentry Test Commentry Test Commentry Test Commentry  
 Test Commentry Test Commentry Test Commentry Test Commentry  
 Test Commentry Test Commentry Test Commentry Test Commentry  
 Test Commentry Test Commentry Test Commentry Test Commentry

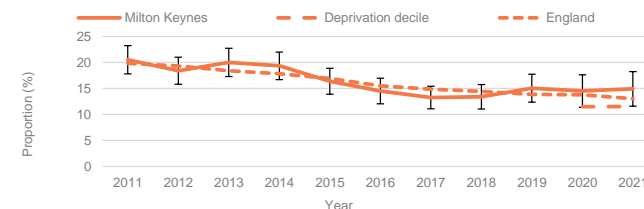
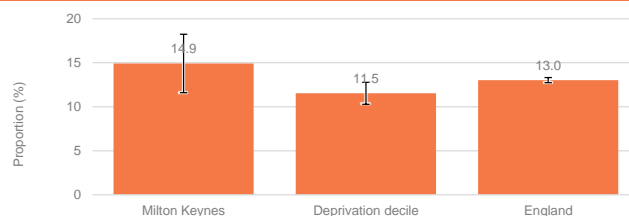
**Smoking attributable hospital admissions**

Test Commentry Test Commentry Test Commentry Test Commentry  
 Test Commentry Test Commentry Test Commentry Test Commentry  
 Test Commentry Test Commentry Test Commentry Test Commentry  
 Test Commentry Test Commentry Test Commentry Test Commentry  
 Test Commentry Test Commentry Test Commentry Test Commentry

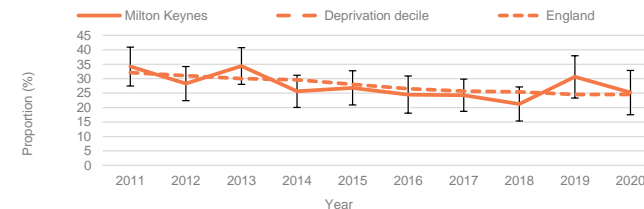
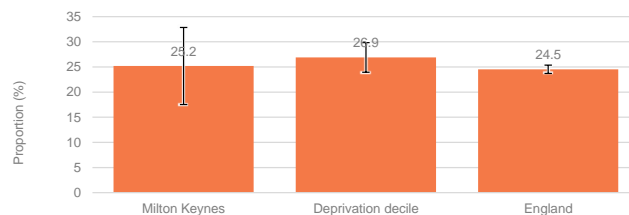
**Smokers that have successfully quit at 4 weeks**



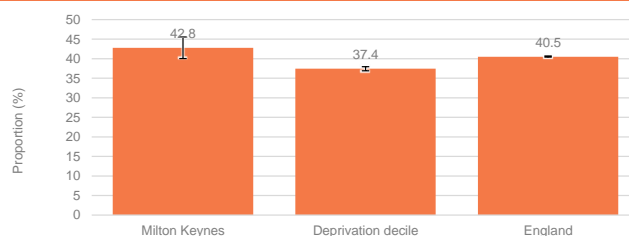
**Smoking Prevalence in adults (18+) - current smokers (APS)**



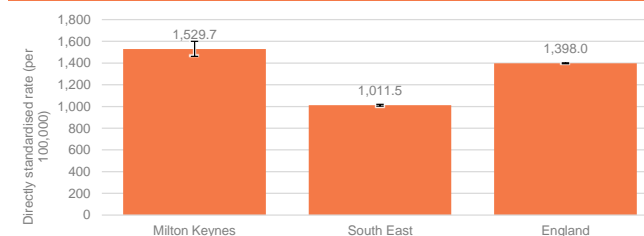
**Smoking prevalence in adults in routine and manual occupations (18-64) - current smokers (APS)**



**Smoking prevalence in adults (18+) with serious mental illn**

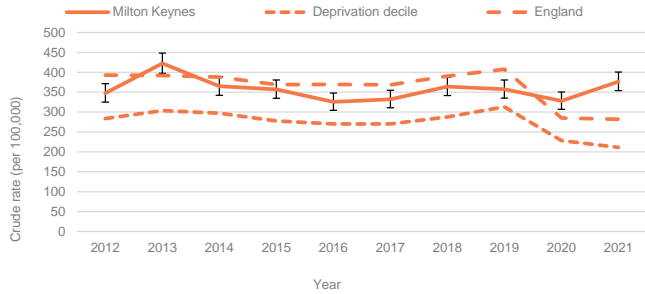


**Smoking attributable hospital admissions (new method)**

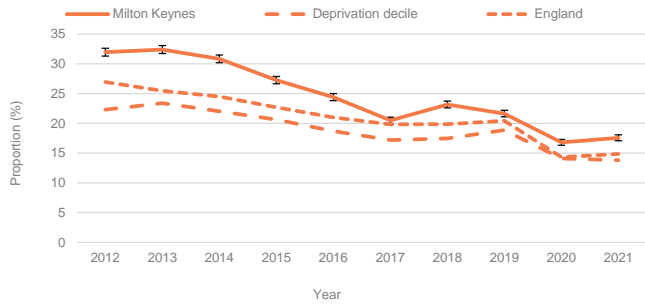




### Chlamydia diagnostic rate per 100,000



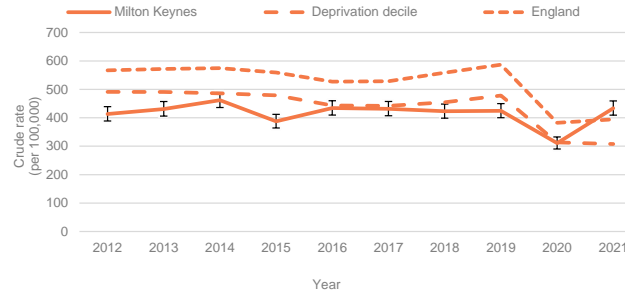
### Chlamydia proportion aged 15 to 24 screened



### Key Points

[Blank area for key points]

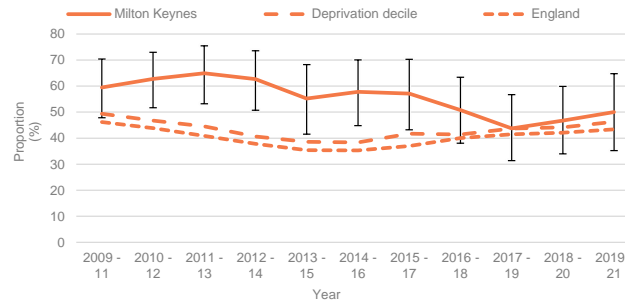
### New STI diagnoses (excluding chlamydia aged under 25) per 100,000




### Key Points

[Blank area for key points]

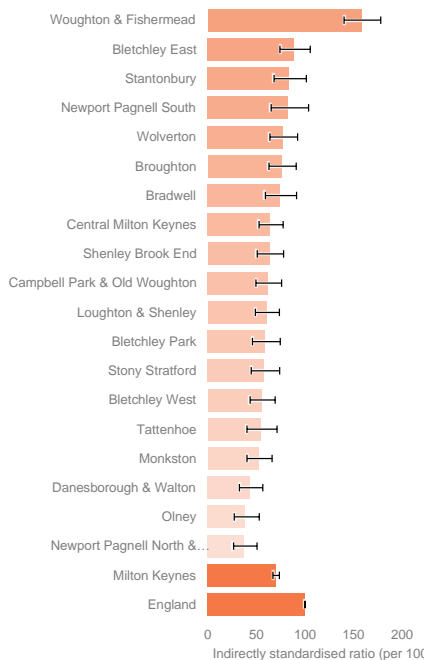
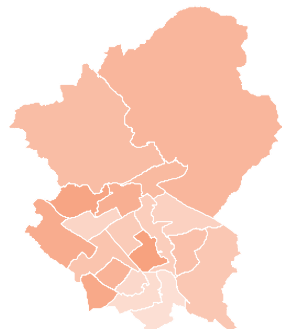
### HIV late diagnosis in people first diagnosed with HIV in the UK



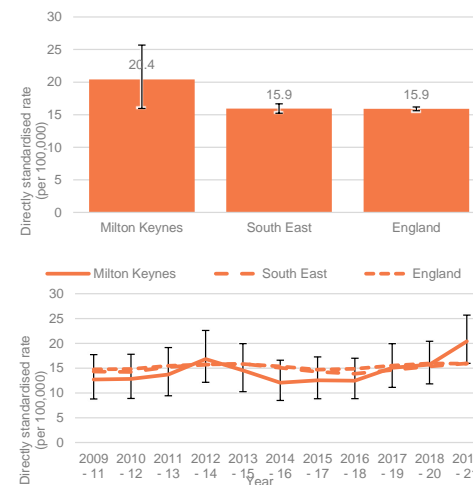
Key Points



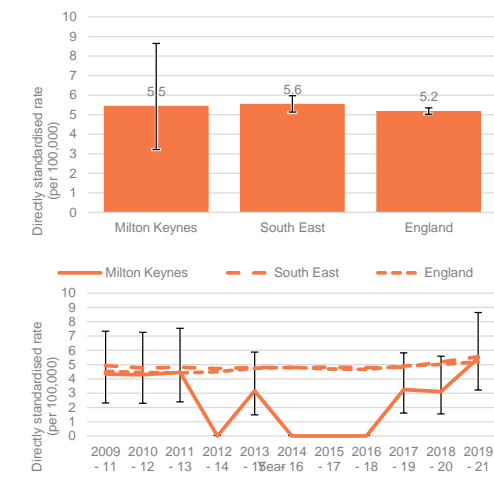
Emergency hospital admissions for int



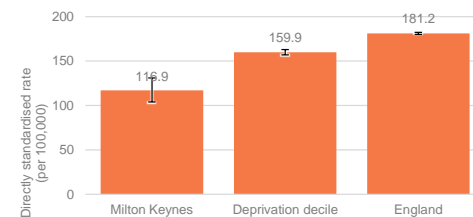
Suicide rate Males



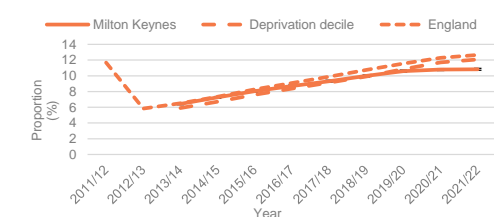
Suicide rate Females



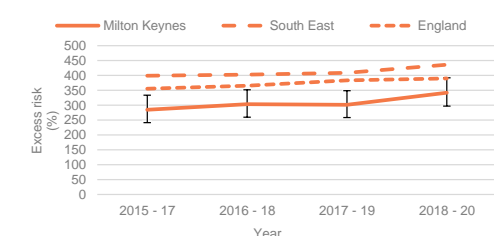
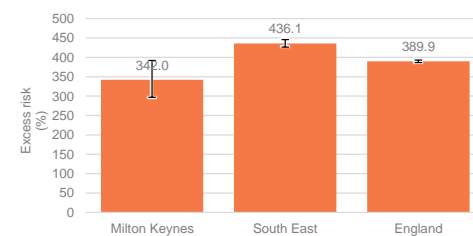
Emergency Hospital Admissions for Intentional



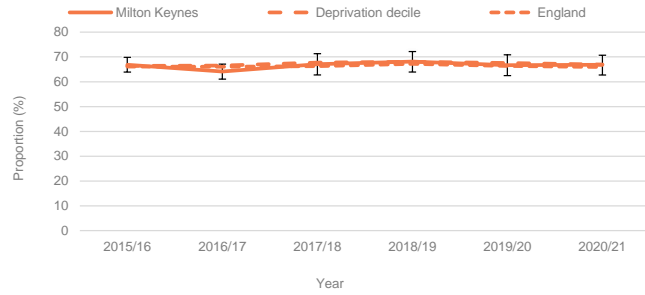
Depression: QOF prevalence (18+ yrs)



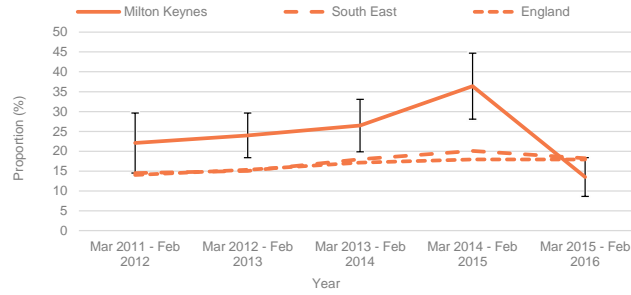
Excess under 75 mortality rate in adults with severe mental illness (SMI)



**Percentage of physically active adults**



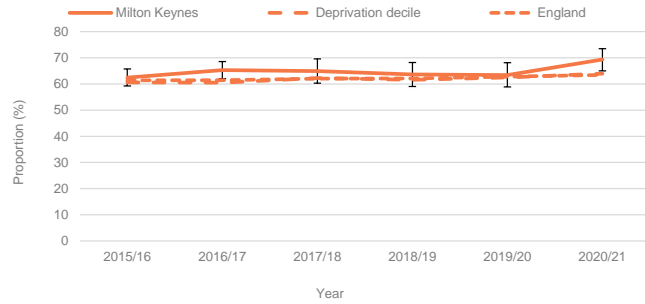
**Utilisation of outdoor space for exercise/health reasons**



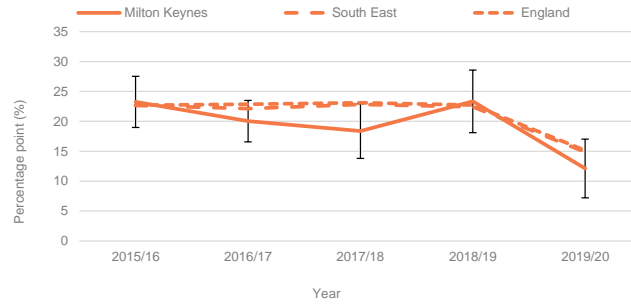
**Key Points**

[This area is currently blank, intended for key points related to the 'Percentage of physically active adults' and 'Utilisation of outdoor space for exercise/health reasons' charts.]

**Percentage of adults (aged 18+) classified as overweight or obese**



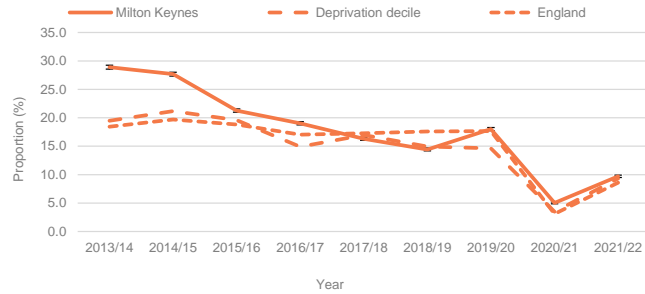
**Percentage of adults walking for travel at least three days per week**



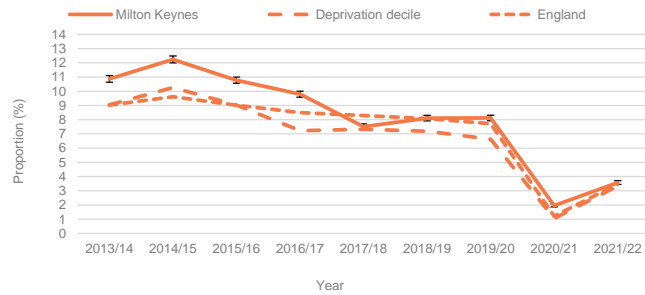
**Key Points**

[This area is currently blank, intended for key points related to the 'Percentage of adults (aged 18+) classified as overweight or obese' and 'Percentage of adults walking for travel at least three days per week' charts.]

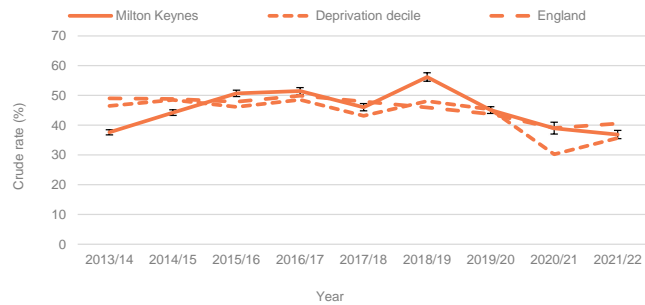
**People invited for an NHS Health Check per year**



**People receiving an NHS Health Check per year**



**People taking up an NHS Health Check invite per year**



**Key Points**

This area is reserved for key points related to the NHS Health Check data. It is currently blank.

**NHS Health Check OUTCOMES**

**OUTCOMES Chart and data table**

This area is reserved for the outcomes chart and data table. It is currently blank.



## Data Sources

---

### Public Health profiles data

Office for Health Improvement & Disparities: Fingertips - Public health data  
<https://fingertips.phe.org.uk>

## Contact

---

If you have any queries please feel free to contact us via email  
[askpublichealth@bedford.gov.uk](mailto:askpublichealth@bedford.gov.uk)

## Maps

---

Several maps appear throughout this document, to which the following applies:

Maps reproduced from Ordnance Survey mapping with the permission of the Controller of His Majesty's Stationary Office. © Crown copyright and database rights 2023 Ordnance Survey 100049028. You are not permitted to copy, sub-license, distribute or sell any of this data to third parties in any form.

## Dates

---

Just a date is the calendar year (January-December) eg 2020

Dates separated with '/' indicates a financial year (April-March) eg 2019/20, 2020/21

Dates separated with '-' is a range, eg 2018-20, are all the cases between 2018 and 2020. Often with trend data the line graph will show overlapping times, rolling-years eg 2018-20, 2019-21, 2020-22